



Music & PPC Upload Instructions

For events that have Music and/or PPC Upload on Uplifter, please have the following information ready before proceeding:

- Program/Dance music in an MP3 file
- Time of program(s)
- Planned Program Content (PPC) information

To Register - Music:

- Select the Event category you would like to register for and click “Register”
- If you have multiple skaters in your account, select the appropriate skater for the event
- A selection box will pop up where you will be prompted to choose your music file for upload

Please Note: You will be able to update your music files on your Skate Ontario Uplifter account until the Music Registration deadline. Refer to the Event Announcement for Music Registration deadline.

- After the Music Registration deadline, you will not be able to change your music files on Uplifter.
- If there is a change to a skater’s music after the Music Registration deadline, please contact the SOSPOC for the event or email events@skateontario.org for next steps.
- Confirm the event, skater details and music files in your shopping card. If correct, click “Confirm & Register”
- It is the skaters’ responsibilities to ensure the correct music files are uploaded for all programs.

To Register – Planned Program Content:

- Registrants will be asked to submit their Planned Program Content information at the time of registration.
- You will have the option to complete the PPC fields at the time of registration, OR you may leave the fields blank, complete your registration, then log back into your account to complete later.
- All required PPC information must be submitted by the PPC Registration deadline. You may also edit any submitted PPC information up until this date.
- Once all elements have been added, click Add on the bottom right corner.



Where do I find the Music/PPC Registration deadline?

Visit the Detailed Event Page and go to the Event Announcement to find the deadline.

How do I skip adding my Music/PPC at time of Registration?

If the music/PPC field is not a required field at time of registration, you can skip it and add it in later. Simply, do not upload a music field or PPC information and continue with your registration.

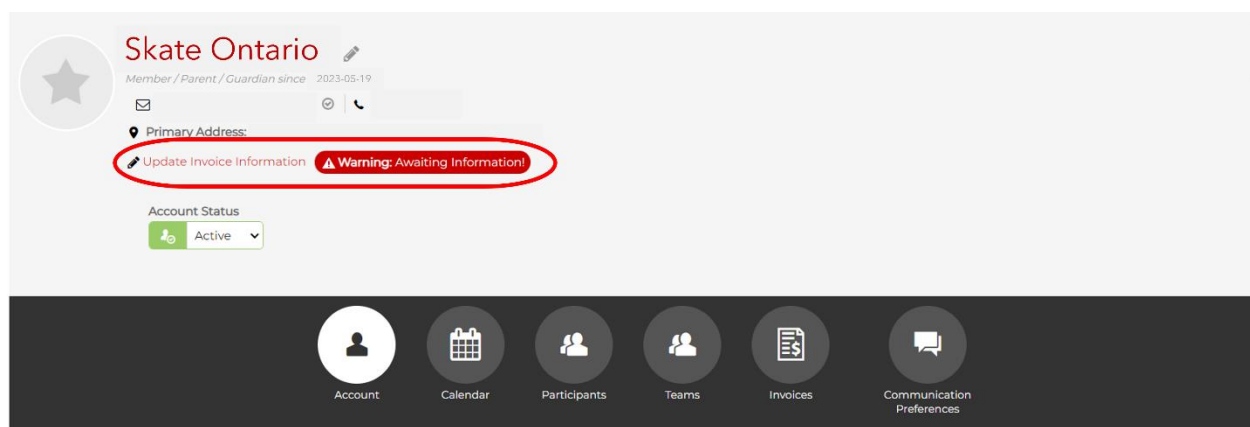
Note: If you hit cancel, it will cancel your registration process and you will have to start over.

How do I add my Music/PPC if I didn't upload it at time of registration?

- If uploading your music/PPC was not a requirement at time of registration, you will need to upload it prior to the deadline.
- Log into your [Skate Ontario Uplifter account](#), and go to your Dashboard
 - To access your Dashboard: Click on your name on the top right corner and click on My Account



Underneath your name and address, click Warning: Awaiting Information. This will bring you to your invoice to add your Music



My Member





Account Status | Saved Payment Methods | Member | Account Details & Addresses



Update Invoice Information

Invoice Details #
2023-05-19 8:53 AM

Juvenile Pattern Dance:0300-01-24-OTT-JUL

Juvenile Pattern Dance 1 European Waltz Music Upload 	Juvenile Pattern Dance 2 Foxtrot Music Upload 	Juvenile Pattern Dance 1 European Waltz Music Duration (M.SS) 
<input type="button" value="Choose File"/> No file chosen	<input type="button" value="Choose File"/> No file chosen	<input type="text"/>
<small>Update Until: Jul 3, 2023</small>	<small>Update Until: Jul 3, 2023</small>	<small>Update Until: Jul 3, 2023</small>
Juvenile Pattern Dance 2 Foxtrot Music Duration (M.SS) 		
<input type="text"/>		
<small>Update Until: Jul 3, 2023</small>		

How do I update my Music/PPC if I have already registered it?

- Log into your [Skate Ontario Uplifter account](#), and go to your Dashboard
- Underneath your name and address, click Update Invoice Information. This will bring you to your invoice to update your Music/PPC.

What do I do if my Music/PPC has changed after the deadline?

Contact the SOSPOC for the event or email events@skateontario.org and we will be able to assist you.

Do I have to upload my Music/PPC for each event?

Yes, you will have to upload your music/PPC for each individual event. Music files and PPC information is not kept and are deleted after each event.



How To Fill Out Planned Program Content on Uplifter

Select the element type for each element in your program.

Singles Element 1 *

--

Jump

Jump Combination

Jump Sequence

Spin

Spiral / Step / Choreographic Sequence

Ice Dance Element 1 *

--

Choreographic Elements

Dance Lifts

Combination Lifts

Step Sequences

One Foot Step Sequence

Set of Twizzles

Dance Spins

Pattern Dance Element - Argentine Tango

Pattern Dance Element - Tango Romantica

Pair Element 1 *

--

Jump

Jump Combination

Jump Sequence

Spiral / Step / Choreographic Sequence

Throw

Lift

Death Spiral

Spin

Twist

Pair Spin



Jumps –Select the jump type, followed by the number of rotations (1 for single, 2 for double, etc.)

Singles Element 1 *

Jump

--

--

Waltz (W)

Salchow (S)

Toeloop (T)

Euler (Eu)

Loop (Lo)

Flip (F)

Lutz (Lz)

Axel (A)

Singles Element 1 *

Jump

Salchow (S)

--

--

1

2

3

4

Singles Element 4 *

--

Jump Combination – Repeat the same process as above. For 2 jump combos, only enter 2 jump types, for 3 jump combos, enter 3.

Singles Element 1 *

1S+1T+C

Jump Combination

Salchow (S)

Toeloop (T)

--

1

1



Jump Sequence – Same as a jump combination, however Axel is the only jump permitted as the second jump (as per the jump sequence definition)

Singles Element 1 *

2S+1A+SEQ

Jump Sequence

Salchow (S) 2

Axel (A) 1

Spin – Select the spin element from the drop-down menu

Singles Element 1 *

Spin

--

Upright Spin (USp)

Layback Spin (LSp)

Camel Spin (CSp)

Sit Spin (SSp)

Flying Upright Spin (FUSp)

Flying Layback Spin (FLSp)

Flying Camel Spin (FCSp)

Flying Sit Spin (FSSp)

Change Foot Upright Spin (CUSp)

Change Foot Layback Spin (CLSp)

Change Foot Camel Spin (CCSp)

Change Foot Sit Spin (CSSp)

Flying Change Foot Upright Spin (FCUSp)

Flying Change Foot Layback Spin (FCLSp)

Flying Change Foot Camel Spin (FCCSp)

Flying Change Foot Sit Spin (FCSSp)

Combination Spin (CoSp)

Change Foot Combination Spin (CCoSp)

Flying Combination Spin (FCoSp)

Flying Change Foot Combination Spin (FCCoSp)



Spiral / Step / Choreographic Sequence – Select the type of sequence in the program

Singles Element 1 *

Spiral / Step / Choreographic Sequence ▼

-- ▼

--

Choreographic Step Sequence (ChSq)

Step Sequence (StSq)

Spiral Sequence (ChSp)

Lifts – Select the lift type from the drop-down menu. For combination lifts in Ice Dance, select the Combination lift drop down and select the 2 lift types.

Pair Element 1 *

Lift ▼

-- ▼

--

Group 1 Lift (1Li)

Group 2 Lift (2Li)

Group 3 Lift (3Li)

Group 4 Lift (4Li)

Group 5 Toe Lasso Lift (5TLi)

Group 5 Step in Lift (5SLi)

Group 5B Lift (5BLi)

Group 5 Axel Lasso Lift (5ALi)

Group 5 Reverse Lasso Lift (5RLi)

Ice Dance Element 1 *

Dance Lifts ▼

-- ▼

--

Stationary Lift (StaLi)

Straight Line Lift (SLi)

Curve Lift (CuLi)

Rotational Lift (RoLi)



Ice Dance Element 1 *

SILi

Combination Lifts ▼

Straight Line Lift (SILi) ▼

-- ▼

--

Stationary Lift (StaLi)

Straight Line Lift (SILi)

Curve Lift (CuLi)

Rotational Lift (RoLi)

Twizzles – select either Sequential (Rhythm Dance) or Synchronized Twizzles (Free Dance)

Ice Dance Element 1 *

Set of Twizzles ▼

-- ▼

--

Sequential Twizzles (SqTwL+SqTwM)

Synchronized Twizzles (SyTwL+SyTwM)

Last Updated: May 2023